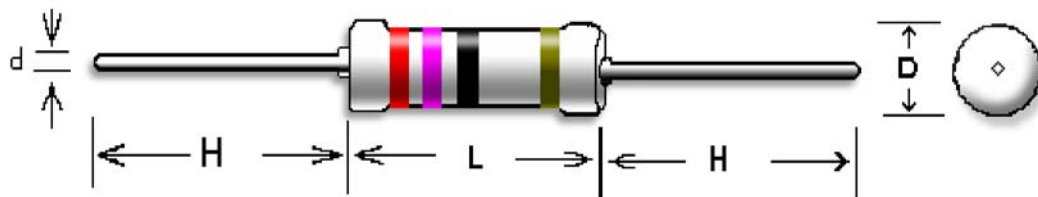


DPR12 - Dual Power Resistor

Features:

Rated power is 1W. Excellent over-power handling capability withstands 2W power for 10 seconds, which saves use of over-power resistor. Miniaturized design drives high energy density to further reduce cost. Suitable for mechanisms requiring fast warm-up, and circuits with long start-up transient or power source fluctuation, etc.



Dimensions:

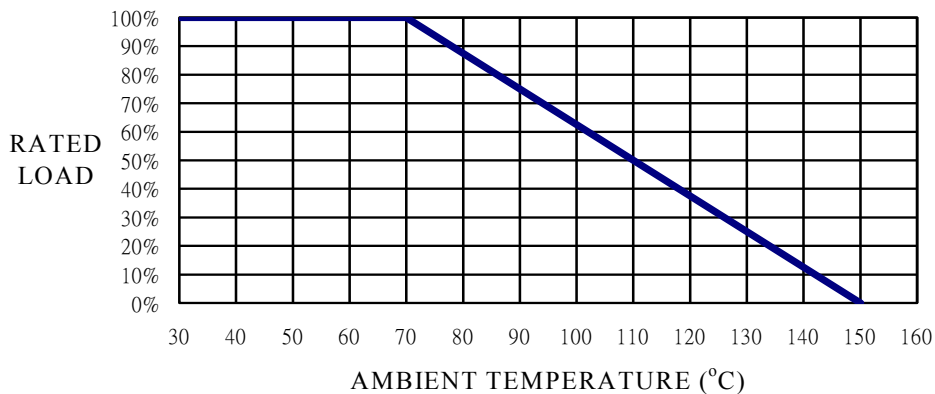
Body Length (L , mm)	Body Diameter (D , mm)	Lead Wire Length (H , mm)	Lead Wire Diameter (d , mm)	Net Weight Per 1000Pcs
8.8±1.0	3.2±0.2	28±3.0	0.70±0.1	340 Grams

General Specifications:

Power Rating At 70°C	Max. Working Voltage	Max. Overload Voltage	Min. Resistance	Max. Resistance	Resistance Tolerance	Standard Resistance Values
1W / 2W	300V	600V	10Ω	120KΩ	±5%	E-24

Special sizes, values, and specifications not listed available on special order.

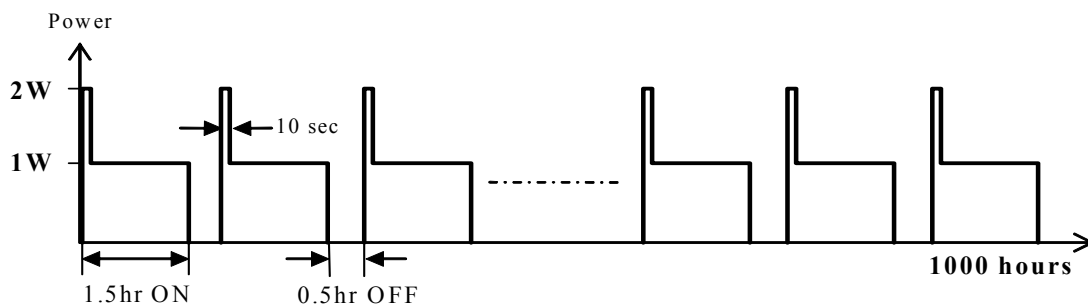
POWER DERATING CURVE



Sep. 15, 1999

DPR12 - Dual Power Resistor

Load Life Test Specifications:



Technical Specifications:

Characteristics	Limits
Dielectric Withstanding Voltage, VAC or DC	350
Temperature Coefficient, PPM / °C	±350
Operating Temperature Range, °C	-55~+150
Insulation Resistance, MΩ	10 ⁴
Voltage Coefficient, PPM / V	25

Performance Specifications:

Test Characteristics	Test Conditions	Limit
Short Time Over Load (based on 1W)	IEC 60115-1 4.13 5 seconds 2.5x rated voltage (not over max. overload voltage)	±(1%+0.05R)
Load Life In Humidity	IEC 60115-1 4.24 56 days at 40°C and 93% relative humidity	±(5%+0.05R)
Load Life 1,000 hours	IEC 60115-1 4.25.1 Rated load 1.5 hours ON, 0.5 hours OFF, at 70°C	±(5%+0.05R)
Resistance To Soldering Heat	IEC 60115-1 4.18 10 seconds at 260°C solder bath temperature	±(1%+0.05R)
Solderability	MIL-STD-202 Method 208 Solder area covered after 230±5°C/5±0.5 seconds w/ flux applied	95% Min.
Vibration	MIL-STD-202 Method 204 Six hours in each parallel and axial direction w/ a simple harmonic motion having an amplitude of 1.52mm and 10 to 20,000 Hz.	±(1%+0.05R)
Terminal Endurance	IEC 60115-1 4.25.3 1000 hours at 150°C without load	±(1%+0.05R)
Thermal Shock	IEC 60115-1 4.19 -55°C 30minutes, +150°C 30minutes, 5 cycles	±(1%+0.05R)

Ordering Information

Type	Tolerance	Resistance Value	Packaging	Special Request (Optional)
DPR12	J (5%)	10K	TB (Tape/Box) TR (Tape/Reel)	LV (Low value)

Sep. 15, 1999