

**MH113\* SERIES**

# MICRO HIGH FREQUENCY RF CABLES

**SPECIFICATIONS**

For complete specifications see [www.samtec.com?MH113](http://www.samtec.com?MH113)

- Outer Contact Material:** Au plated Phosphor Bronze
- Center Contact Material:** Au plated Phosphor Bronze (MHX)
- Au plated BeCu (SMA)**
- Insulator Material:** PBT (MHX) PTFE (SMA)
- Operating Temperature:** -40°C to +90°C
- Voltage Rating:** 170V max
- Dielectric Withstanding Voltage:** 200 Vrms
- Frequency Range:** 0-3 GHz
- Contact Resistance:** Center Contact: 6mΩ max Outer Contact: 2mΩ max
- Insulator Resistance:** 5,000 MΩ
- Impedance:** 50Ω
- RoHS Compliant:** Yes

- 1,13 mm Cable:**
- Impedance:** 50Ω
- Capacitance:** 95 pF/meter
- Max Attenuation (cable only):** 2dB @ 1GHz
- Conductor Size:** 32 AWG, (1,13 mm) .045" dia.
- Conductor Material:** Silver Plated Copper
- Conductor Resistance:** 0.60Ω/meter max
- Insulator Diameter:** (0,66 mm) .026"
- Insulator Material:** FEP
- Shield Material:** Tinned Copper
- Jacket Material:** FEP
- Jacket Diameter:** (1,13 mm) .045" dia
- Jacket Temp Rating:** -40°C to +90°C
- RoHS Compliant:** Yes

**ALSO AVAILABLE (MOQ Required)**

- Additional stripping and tinning options
- Additional end connector combinations
- Overall lengths
- Contact Samtec.

**EXTRACTION TOOL**

- -MH1RP = RSP-122893-01

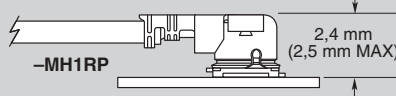
\* MH113 Series was previously RF113 Series

**THINK OUTSIDE THE CATALOG**

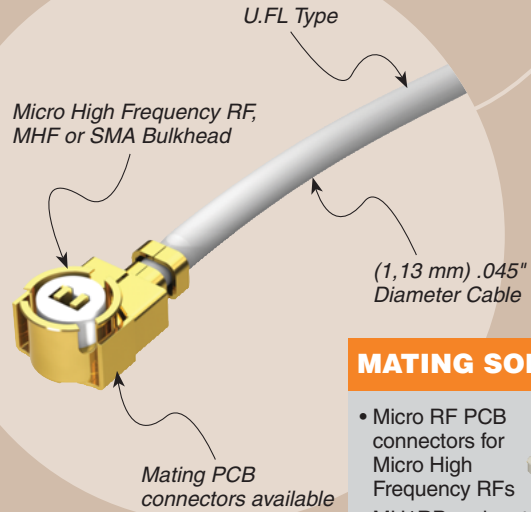
- Create a full system: cable assembly and board level mates, 50Ω and 75Ω solutions
- 24-hour samples on standard products
- Visit: [rf.samtec.com](http://rf.samtec.com)



**APPLICATION**




Micro High Frequency RF, MHF or SMA Bulkhead



**MATING SOLUTIONS**

- Micro RF PCB connectors for Micro High Frequency RFs
- MH1RP end mates with RSP-122811-01 (Cycles: 30 max.)



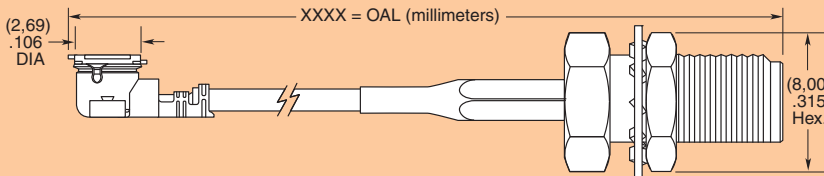
**MH113**

**END 1 CONNECTOR**

**END 2 CONNECTOR**

**OVERALL LENGTH**

Specify END OPTIONS from chart



- 0030 = 1.18" (30 mm)
- 0050 = 1.97" (50 mm)
- 0100 = 3.94" (100 mm)
- 0150 = 5.91" (150 mm)
- 0300 = 11.81" (300 mm)

**END OPTIONS**

-MH1RP = MHF1 Type Plug (30μ" (0,76 μm) Gold on Center Contact, Gold Flash on Shell)	
-01BJ1 = SMA Straight Bulkhead Jack -01BJ2 = SMA Straight Bulkhead Jack, Reversed Polarity -01SB1 = SMA Straight Jack, Sealed Bulkhead -01SR1 = SMA Straight Jack, Sealed Bulkhead, Reversed Polarity (30μ" (0,76 μm) Gold on Center Contact, Gold Flash on Shell)	
-SING = Single Ended (End 2 callout)	
XXXXXX = Stripped & Tinned (End 2 callout)	

**STRIPPED & TINNED (Dimensions in mm)**

CALLOUT	A	B	C
-303030	3.0	3.0	3.0
-303040	3.0	3.0	4.0
-403030	4.0	3.0	3.0
-403040	4.0	3.0	4.0
-404040	4.0	4.0	4.0

Both center conductor and braid shield are stripped, only the center conductor is tinned.

Due to technical progress, all designs, specifications and components are subject to change without notice.