

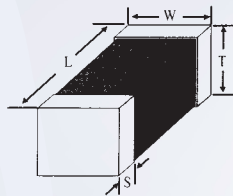
Multilayer Chip

Surface Mount

ADMLIA Series



ADMLIA



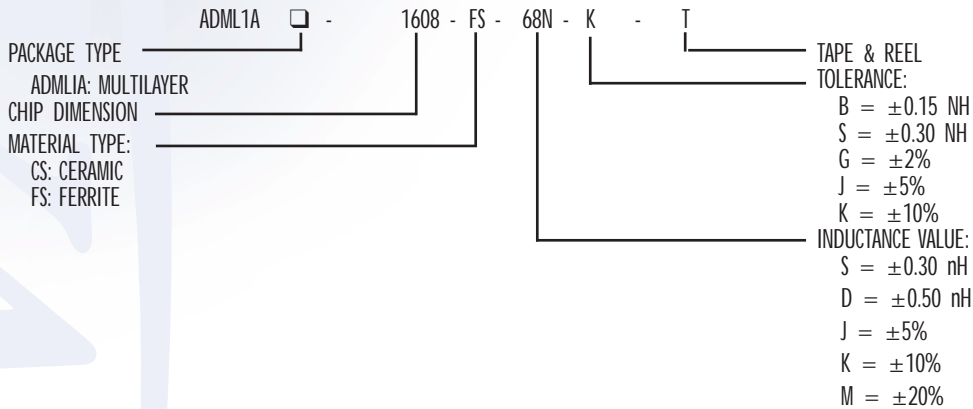
INTRODUCTION

The ADMLIA series are chip inductors widely used in the communication applications such as cellular phones, pagers, computers and other electronic devices. The device features in magnetic shielding which avoids cross coupling and crosstalk.

FEATURES

- Operating Temperature: -40°C to 85°C.
- Excellent solderability and resistance to soldering heat.
- Suitable for flow and reflow soldering.
- Good dimensions, high reliability, and easy surface mount assembly.
- 3 types of materials provide wide range of induction value for flexible needs.

PART NUMBERING GUIDE



SPECIFICATIONS

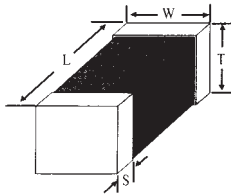
SIZE	LENGTH (L) (inch) mm	WIDTH (W) (inch) mm	THICKNESS (T) (inch) mm	TERMINAL (B) (inch) mm
ADMLIA-1005	(0.040 +/- 0.004) 1.0 +/- 0.10	(0.020 +/- 0.004) 0.50 +/- 0.10	(0.020 +/- 0.004) 0.50 +/- 0.10	(0.0092 +/- 0.004) 0.23 +/- 0.10
ADMLIA-1608	(0.063 ± 0.006) 1.60 ± 0.15	(0.031 ± 0.006) 0.80 ± 0.15	(0.031 ± 0.006) 0.80 ± 0.15	(0.016 ± 0.004) 0.30 ± 0.1
ADMLIA-2012	(0.080 ± 0.008) 2.00 ± 0.2	(0.050 ± 0.008) 1.25 ± 0.2	(0.033 ± 0.008) 0.85 ± 0.2	(0.020 ± 0.012) 0.50 ± 0.30
ADMLIA-2012	(0.080 ± 0.008) 2.00 ± 0.2	(0.050 ± 0.008) 1.25 ± 0.2	(0.050 ± 0.008) 1.25 ± 0.2	(0.020 ± 0.012) 0.50 ± 0.30

Multilayer Chip

Surface Mount

ADMLIA Ceramic Series

ADMLIA-1005CS



INTRODUCTION

The ADMLIA series are chip inductors widely used in the communication applications such as cellular phones, pagers, computers and other electronic devices. The device features in magnetic shielding which avoids cross coupling and crosstalk.

FEATURES

- Operating Temperature: -25°C to 85°C.
- Excellent solderability and resistance to soldering heat.
- Suitable for flow and reflow soldering.
- Good dimensions, high reliability, and easy surface mount assembly.
- 3 types of materials provide wide range of induction value for flexible needs.

SPECIFICATIONS

SIZE	LENGTH (A) (inch) mm	WIDTH (B) (inch) mm	THICKNESS (C) (inch) mm	TERMINAL (S) (inch) mm
ADMLIA-1005	(0.040 +/- 0.004) 1.0 +/- 0.10	(0.020 +/- 0.004) 0.50 +/- 0.10	(0.020 +/- 0.004) 0.50 +/- 0.10	(0.0092 +/- 0.004) 0.23 +/- 0.10

ADMLIA-1005 SERIES STANDARD SPECIFICATIONS

PACKAGE TYPE	INDUCTANCE ¹ (nH)	PERCENT TOLERANCE	Q ² min.	Q ² TYPICAL @900 MHz	S.R.F. ³ min. (MHz)	RDC ⁴ max. (Ω)	IDC ⁵ max. (mA)
ADMLIA-1005CS-1N0_-T	1.0	S	8	100	6000	0.10	300
ADMLIA-1005CS-1N2_-T	1.2	S	8	100	6000	0.10	300
ADMLIA-1005CS-1N5_-T	1.5	S	8	100	6000	0.10	300
ADMLIA-1005CS-1N8_-T	1.8	S	8	100	6000	0.10	300
ADMLIA-1005CS-2N2_-T	2.2	S	8	100	6000	0.12	300
ADMLIA-1005CS-2N7_-T	2.7	S	8	100	6000	0.12	300
ADMLIA-1005CS-3N3_-T	3.3	S	8	100	5200	0.15	300
ADMLIA-1005CS-3N3_-T	3.9	S	8	100	5150	0.15	300
ADMLIA-1005CS-4N7_-T	4.7	S	8	100	4800	0.18	300
ADMLIA-1005CS-5N6_-T	5.6	S	8	100	4100	0.20	300
ADMLIA-1005CS-6N8_-T	6.8	J,K	8	100	3800	0.25	300
ADMLIA-1005CS-8N2_-T	8.2	J,K	8	100	3500	0.25	300
ADMLIA-1005CS-10N_-T	10	J,K	8	100	3300	0.30	300
ADMLIA-1005CS-12N_-T	12	J,K	8	100	2600	0.30	300
ADMLIA-1005CS-15N_-T	15	J,K	8	100	2300	0.40	300
ADMLIA-1005CS-18N_-T	18	J,K	8	100	2050	0.50	300
ADMLIA-1005CS-22N_-T	22	J,K	8	100	1900	0.60	300
ADMLIA-1005CS-27N_-T	27	J,K	8	100	1700	0.70	300
ADMLIA-1005CS-33N_-T	33	J,K	8	100	1550	1.0	200
ADMLIA-1005CS-39N_-T	39	J,K	8	100	1450	1.2	200
ADMLIA-1005CS-47N_-T	47	J,K	8	100	1300	1.3	200
ADMLIA-1005CS-56N_-T	56	J,K	8	100	1250	2.0	200

¹Inductance is measured in HP-4291B impedance analyzer with HP-16192 fixture. ²Q is measured in HP-4291B impedance analyzer with HP-16192 fixture.

³S.R.F is measured in HP-8753E RF network analyzer with HP-16192 fixture. ⁴RDC is measured in HP-4338B milliohmmeter. ⁵For 15°C Rise.

XTAL

OSC

VCXO
VCO

TCXO
VCTCXO

FLTR

RES

IND

INDUCTORS



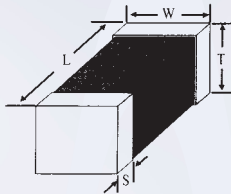
Multilayer Chip

Surface Mount

ADMLIA Ceramic Series



ADMLIA-1608CS



INTRODUCTION

The ADMLIA series are chip inductors widely used in the communication applications such as cellular phones, pagers, computers and other electronic devices. The device features in magnetic shielding which avoids cross coupling and crosstalk.

FEATURES

- Operating Temperature: -40°C to 85°C.
- Excellent solderability and resistance to soldering heat.
- Suitable for flow and reflow soldering.
- Good dimensions, high reliability, and easy surface mount assembly.
- 3 types of materials provide wide range of induction value for flexible needs.

SPECIFICATIONS

SIZE	LENGTH (A) (inch) mm	WIDTH (B) (inch) mm	THICKNESS (C) (inch) mm	TERMINAL (S) (inch) mm
ADMLIA-1608	(0.063 ± 0.006) 1.60 ± 0.15	(0.031 ± 0.006) 0.80 ± 0.15	(0.031 ± 0.006) 0.80 ± 0.15	(0.016 ± 0.004) 0.30 ± 0.1

ADMLIA-1608CS (0603) SERIES STANDARD SPECIFICATIONS

PACKAGE TYPE	INDUCTANCE ¹ (nH)	PERCENT TOLERANCE	Q ² min.	Q ² TYPICAL @900 MHz	S.R.F. ³ min. (MHz)	RDC ⁴ max. (Ω)	IDC ⁵ max. (mA)
ADMLIA-1608CS-1N5 □ - T	1.5	S	8	100	10000	0.10	500
ADMLIA-1608CS-1N8 □ - T	1.8	S	8	100	9800	0.12	500
ADMLIA-1608CS-2N2 □ - T	2.2	S	8	100	7600	0.20	500
ADMLIA-1608CS-2N7 □ - T	2.7	S	8	100	7000	0.20	500
ADMLIA-1608CS-3N3 □ - T	3.3	S	8	100	6200	0.20	500
ADMLIA-1608CS-3N9 □ - T	3.9	S	8	100	5600	0.20	500
ADMLIA-1608CS-4N7 □ - T	4.7	S	8	100	4800	0.20	500
ADMLIA-1608CS-5N6 □ - T	5.6	D	8	100	4600	0.30	500
ADMLIA-1608CS-6N8 □ - T	6.8	D	8	100	4200	0.30	500
ADMLIA-1608CS-8N2 □ - T	8.2	D	8	100	3600	0.30	500
ADMLIA-1608CS-10N □ - T	10	J,K	8	100	3200	0.50	300
ADMLIA-1608CS-12N □ - T	12	J,K	8	100	2800	0.50	300
ADMLIA-1608CS-15N □ - T	15	J,K	8	100	2600	0.60	300
ADMLIA-1608CS-18N □ - T	18	J,K	8	100	2400	0.60	300
ADMLIA-1608CS-22N □ - T	22	J,K	8	100	2000	0.60	300
ADMLIA-1608CS-27N □ - T	27	J,K	8	100	1900	0.80	300
ADMLIA-1608CS-33N □ - T	33	J,K	8	100	1600	0.80	300
ADMLIA-1608CS-39N □ - T	39	J,K	8	100	1400	0.80	300
ADMLIA-1608CS-47N □ - T	47	J,K	8	100	1200	1.00	200
ADMLIA-1608CS-56N □ - T	56	J,K	8	100	1000	1.00	200
ADMLIA-1608CS-68N □ - T	68	J,K	8	100	900	1.00	200
ADMLIA-1608CS-82N □ - T	82	J,K	8	100	800	1.00	200
ADMLIA-1608CR-10 □ - T	100	J,K	8	100	700	1.00	200
ADMLIA-1608CS-R12 □ - T	120	J,K	8	50	600	1.20	300
ADMLIA-1608CS-R15 □ - T	150	J,K	8	50	500	1.20	300
ADMLIA-1608CS-R18 □ - T	180	J,K	8	50	400	1.30	300
ADMLIA-1608CS-R22 □ - T	220	J,K	8	50	400	1.20	300

¹Inductance is measured in HP-4291B impedance analyzer with HP-16192 fixture. ²Q is measured in HP-4291B impedance analyzer with HP-16192 fixture.

³S.R.F is measured in HP-8753E RF network analyzer with HP-16192 fixture. ⁴RDC is measured in HP-4338B milliohmmeter. ⁵For 15°C Rise.



Multilayer Chip

Surface Mount

ADMLIA Ceramic Series — Continued

XTAL

OSC

VCXO
VCO

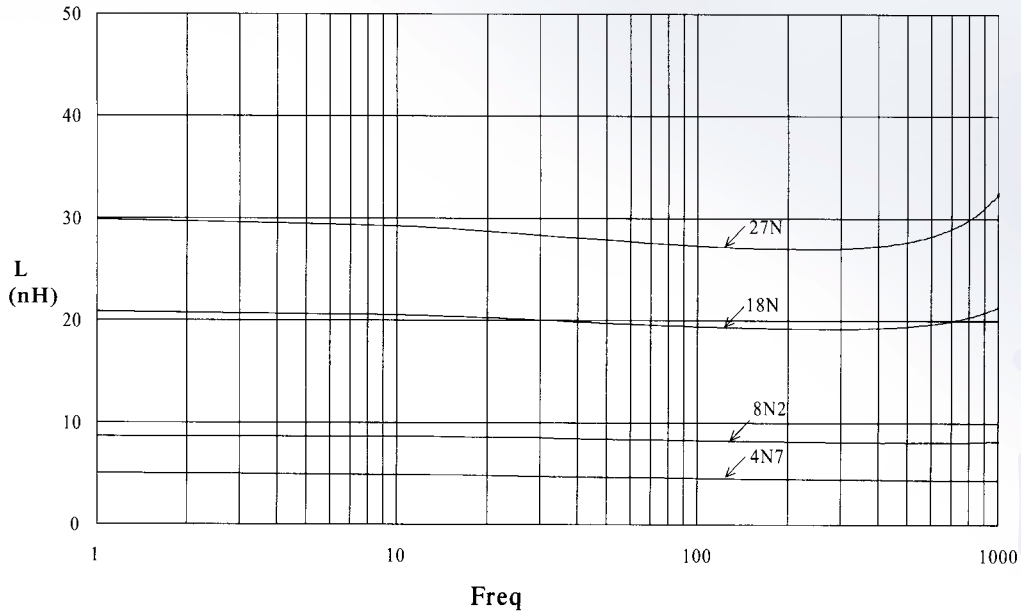
TCXO
VCTCXO

FLTR

RES

IND

ELECTRICAL CHARACTERISTIC
ADMLIA-1608CS (0603)



ADMLIA-1608CS (0603)

